



QUALITY CONTROLS, INC.


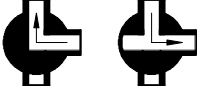

200 Tilton Road



Northfield, New Hampshire 03276

Phone: (603) 286-7582 • Fax: (603) 286-7648 • Web: www.qcivalves.com



Cv Ratings for 1/4" thru 4" Valves
End Connections: 150# Flange, FNPT, Butt Weld, Socket Weld

VALVE SIZE	PORTING TYPE		
	2-WAY, "S"	3-WAY, "L" & "T" (ANGLE RUN)	3-WAY, "T" (STRAIGHT RUN)
			
1/4"	5.9	2.8	4.3
3/8"	5.9	2.8	4.3
1/2"	10.5	2.8	4.3
3/4"	26	9	18
1"	51	19	47
1 1/4"	51	19	47
1 1/2"	129	45	98
2"	200	74	152
2 1/2"	375	138	327
3"	466	195	405
4"	1441	375	968

VALVE SIZE	PORTING TYPE	
	4-WAY, "LL"	5-WAY, "B" (BOTTOM PORT, ANGLE RUN)
		
1/4"	1.4	2.8
3/8"	1.4	2.8
1/2"	1.4	2.8
3/4"	6.6	9
1"	14.8	19
1 1/4"	14.8	19
1 1/2"	35	45
2"	41	74
2 1/2"	136	138
3"	189	195
4"	377	375

Notes:

1. Cv is defined as the number of U.S. gallons of water per minute, 60°F at 14.7 PSIA, that will flow through a valve at a 1 PSIG pressure drop across the Valve.
2. The above Cv ratings are as tested by an independent test facility.